

*Changes for the Better*



**MITSUBISHI  
ELECTRIC**

Digital Photo Technology



## High Quality Digital Photos in an Instant

Defining the standard for digital photo printers

The CP9550DW has been designed to keep up with the increasing demand for a digital printing solution, with the advancements in digital camera technology, as well as professional social photography. It can be used with either a laptop, PC or Mac and is easily moved around as a portable solution.

The CP9550DW can produce 4" x 6" up to 6" x 9", full colour, bleed to edge photographs in a matter of seconds, and benefits from a high capacity paper and ink roll which helps to keep costs low.

- Dye Sublimation Technology
- High speed with USB 2.0
- 4" x 6" up to 6" x 9" print print sizes
- Windows & Mac compatible

System Insight

PO Box 150, Hedge End, Southampton, SO32 2ZR

T: 01329 835500

W: [www.systeminsight.co.uk](http://www.systeminsight.co.uk)

# CP9550DW

## Mitsubishi Adaptive thermal-head Management Engine

With optimised thermal head pulse control, a key technology for dye sublimation printers, and internal 16-bit processing, the unit delivers faithful reproduction, free of colour blur, for crystal clear definition down to the keenest detail. Lightning quick printing, at a mere 15 seconds\* (L size), is yet another breakthrough.

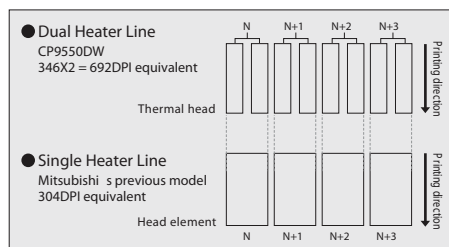


\* Top speed at fine mode, continuous printing of two copies or more.

## Dual Line Technology: Smoother and Sharper Picture Quality

Equipped with Newly Developed Dual Line Heads

"Dual line heads" are newly adopted on this printer to improve head resolution. This results in stunning images, with even greater detail and texture.



## SPECIFICATIONS

Model	CP9550DW	
Paper size capacity	3.5" x 5"	680 sheet
	4" x 6"	600 sheet
	5" x 7"	350 sheet
	6" x 8"	270 sheet
	6" x 9"	270 sheet
Head Resolution	346 DPI	
Print Time **	3.5" x 5"	approx.15 sec.
	4" x 6"	approx.16 sec.
	5" x 7"	approx.25 sec.
	6" x 8"	approx.29 sec.
	6" x 9"	approx.30 sec.
Interface	USB2.0 (High Speed)	
Dimensions (mm)	300(W) x 365(D) x 325(H) (11.8 14.3 12.8")	
Weight (printer)	17kg	
Power Supply	120V AC 50/60Hz, 220-240V AC 50/60Hz	
Power Consumption	2.9A (120V AC 50/60Hz), 1.6A (220-240V AC 50/60Hz)during printing	
	0.4A (120V AC 50/60Hz), 0.3A (220-240V AC 50/60Hz)when not printing	
Driver Software	Windows® XP/2000/ME/98 Macintosh OS 10.3.3 (Only Web download available)	

\* Top speed at fine mode, continuous printing of two copies or more.

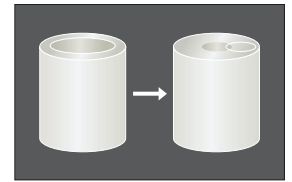
\*\* Without data transfer time. (Fine mode)

Windows® is a registered trademark of Microsoft Corporation in the U.S.A and other countries.  
Macintosh is a trademark of Apple Computer, Inc.

## Large Capacity Roll Paper to Reduce Running Costs

Large Capacity Roll Paper, Increasing Printing Output

As an eco-friendly touch, these new digital colour printers use coreless, large capacity rolls of paper. Even with the same roll diameter as the previous model, the result is a major jump in printing output to 600 sheets at 4" x 6" size.

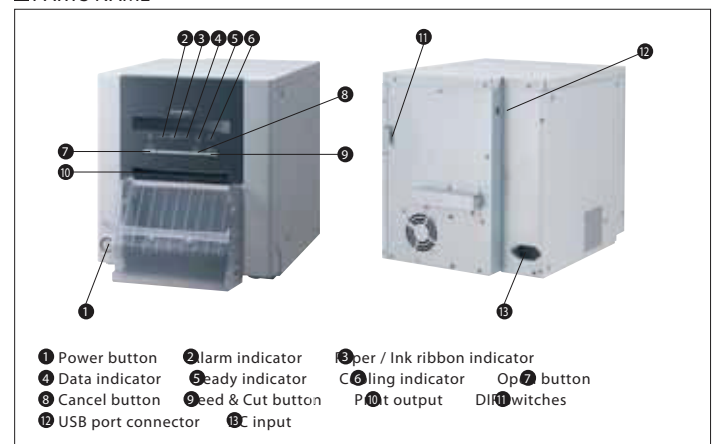


## Long Service Life and Durable Heads ~ Testimony to Quality


Heads Offering Three Times the Service Life and Durability of the Previous Model (CP8000DW comparison)

A new protective film applied to the heads enhances durability, while use of a back-layer ink sheet diminishes the wear rate. Resulting in improved head durability and an impressive new realm of reliability.

## PARTS NAME



## DIMENSIONS



## SPECIAL PAPER (Options)

Model	Print per roll	Image size
CK9035	680	3.5" x 5"
CK9046	600	4" x 6"
CK9057	350	5" x 7"
CK9069	270	6" x 9" (also 6" x 8")
CK9046PST	600(Postcard)	4" x 6"



System Insight

PO Box 150, Hedge End, Southampton, SO32 2ZR

T: 01329 835500

W: www.systeminsight.co.uk